

Name: \_\_\_\_\_ Date: \_\_\_\_\_ # \_\_\_\_\_

## Digital Learning - Reading & Writing - Week 4

**Directions:** See this week's day-to-day plans below. Complete the tasks for each day of the week. Contact your teacher if you need assistance.

**Reading:** This week you will watch videos from our friends at Teacher's College on nonfiction. Each day has directions on what you need to jot about (either by writing or typing) after watching the video. **Submit your jots for whichever day you choose through Microsoft Teams Assignments.** *\*Your teacher may grade your jots.* If you do not have a nonfiction book at home to use, you may use an online nonfiction book or passage from one of the websites below:

- <https://www.getepic.com/app/user-collection/10639307>
- [Readworks.org](https://www.readworks.org)
- [Newsela.com](https://www.newsela.com)
- [MyOn.com](https://www.myon.com) (This is an App in Classlink.)

Getting started is easy!

1. Go to [www.myon.com/login/index.html](https://www.myon.com/login/index.html) to login and start reading.
  - a. **School Name:** Get Georgia Reading  
*(type the first few letters and select from the drop-down menu)*
  - b. **Username:** fultoncounty
  - c. **Password:** read
2. Click the *Sign In* button and start reading!



**Writing:** This week you will work on an opinion essay. You will need to read the 2 passages that are at the bottom of this document called "Homework on the Weekend" and "Weekends are Fun." You will also need to use the prompt and other writing resources at the bottom of this document to help you throughout this week. Each day tells you which steps to complete. **Submit your opinion essay through Microsoft Teams Assignments.** *\*Your teacher may grade your opinion essay.*

**Due Date:** Week 4 Work is due on **Sunday, April 19<sup>th</sup> by 7:00 PM.**

## Monday

**Reading Lesson 1:** <https://vimeo.com/361034056>

Watch the video above from Mr. Mike. When he asks you to turn and talk, think to yourself or turn and talk to a sibling or guardian about the book Mummies. After the video, choose a nonfiction book to read for 15 minutes and jot 3-5 fascinating thoughts while reading. Use Monday's anchor chart below to help you come up with ideas to jot about.

**Writing:** Read the writing prompt and two passages "Homework on the Weekend" and "Weekends are Fun." Choose your opinion and develop your reasons. Create your own box (opinion) and bullets (reasons) to plan your opinion essay. Use the Boxes and Bullets Graphic Organizer and Example at the bottom of this document to help you.

## Tuesday

**Reading Lesson 2:** <https://vimeo.com/362869070>

Watch the video above from Ms. Janet and think about how fascinating questions and details lead you to new ideas and new learning. After the video, choose a new interesting nonfiction book, read it intensely for 15 minutes, and jot about what you notice and what you are learning. Use this week's reading anchor chart below to help you come up with ideas to jot about.

**Writing:** Begin drafting your opinion essay. Write an introduction paragraph where you clearly state your opinion and give reasons that support your opinion. Use the Opinion Essay Anchor Chart and Opinion Essay Example at the bottom of this document to help you.

## Wednesday

**Reading Lesson 3:** <https://vimeo.com/361034109>

Watch the video above and see how Ms. Alicia picks a just-right nonfiction book for herself. After the video, gather 3 nonfiction books from your home or the digital resources above. Look at each book's title, pictures, blurb on the back, and even read a little bit of each book. For each book, ask yourself, "Is this book too easy, too challenging, or just right? Is this book interesting to me?" Finally, choose which book is just right for you and spend 15 minutes reading it.

**Writing:** Continue drafting your opinion essay. Write your body paragraphs. Each body paragraph should center around a clear reason for your opinion and be supported by facts, details, and examples. Use transition words to connect your ideas. Use the Opinion Essay Anchor Chart and Opinion Essay Example at the bottom of this document to help you.

## Thursday

**Reading Lesson 4:** <https://vimeo.com/361034164>

Watch the video above from Ms. Alicia and learn how to predict, revise, and confirm. When she asks you to make and check your prediction, think to yourself or turn and talk to a sibling or guardian. After the video, read a nonfiction book for 15 minutes. As you read, jot predictions about what you think the next part of your book is going to be about. Remember to use text features, such as bold print, captions, headings, and the table of contents, to make your predictions. After reading, jot about whether your predictions were correct or how you had to change your thinking.

**Writing:** Finalize your opinion essay. Write a conclusion where you restate your opinion and suggest an action or response. Check your writing for errors (spelling, punctuation, complete sentences). Have a family member read over your work. Use the Opinion Essay Anchor Chart and Opinion Essay Example at the bottom of this document to help you.

## Friday






Have a Reading Marathon! Read any book or work on iReady-Reading for 40 minutes without stopping.

**\*What Is Due?** Turn in your **jots from one day this week** and **your opinion essay** into Microsoft Teams Assignments.

**\*When Is It Due?** Sunday, April 19<sup>th</sup> by 7:00 PM


# Reading Resources

## *This Week's Reading Anchor Chart*

<p>Powerful Nonfiction Readers...</p>	<p>Choose to be fascinated, thinking...</p> 
<p>Read intensely, thinking...</p> 	<p>Choose books that are just right</p> 
<p>Check back in with predictions, thinking...</p> 	<p>Notice confusion and reread to clear things up</p> 

# Monday's Reading Anchor Chart



FIG. 1-1 One teacher's tool to support students' flagging pages to talk about later.



# Writing Resources

## Opinion Essay Anchor Chart

**OPINION response...**

- 1** Introduce your topic and clearly state your opinion.  

- 2** Organize your writing so that ideas and reasons are grouped together into paragraphs.  

- 3** Give clear reasons that are supported with facts and details.  
**CONVINCE your reader!**
- 4** Use transition words and phrases to connect your opinion and reasons.
  - this shows that..
  - another reason...
  - because of...
  - another example..
  - in addition to...
  - for instance...
- 5** Write a strong conclusion!
  - Restate Your Opinion
  - Suggest An Action or Response
- 6** Check your writing for any errors.
  - Punctuation?
  - Spelling?
  - Complete Sentences?

# Writing Prompt and Passages

You will read about the idea of giving students homework on weekends. What are the good and bad things about homework on weekends? You will write an opinion essay in your own words about this idea.

Think about the ideas in the two passages. Then write an essay explaining which opinion about homework on weekends you agree with: homework should be given on the weekend or homework should not be given on the weekend.

Be sure to use information from BOTH passages in your opinion essay. **Write your answer on the lines provided.**

## Homework on the Weekend

Homework on the weekend is an important part of our education. First of all, we go to school to prepare for the real world. In the real world, most people work long hours. They may work nights and on the weekends. Sometimes, they don't have a choice about weekend work. Learning is the same way. It doesn't happen just during the school week. Doing homework on the weekend is another way to help you learn.

It's true that there is no school on the weekends. Many students look at the weekend as a time to play or to do other fun activities. No one is saying you need to stay in and do a lot of homework. You need *some* time for fun. But an hour or so of homework should be fine. There is plenty of time over the weekend to get it done and go have fun as well.

Finally, many students want to go to a college or university. Students do whatever is necessary to help them get into college, even if that means doing homework on the weekend.

## Weekends Are for Fun

Homework on the weekends is more harmful than helpful. One university study explored the effects of homework. The study leaders asked "Does homework help students do better in school?" Homework had very little effect on younger kids especially. If homework isn't helping us, why have it on weekends?

Homework can actually harm students. Young people need their weekends. They should forget about school. They should just be kids. Weekend homework is stressful for kids. It ruins their time off.

On weekends kids should spend time with their families. Sports and hobbies are also important. What happens if kids can't do these things? They are tired and unhappy on Mondays. Tired, unhappy students don't perform well. Therefore, teachers should not give homework on the weekends.

# ***Boxes and Bullets Graphic Organizer and Example***

Main Idea:
Supporting Details
•
•
•

(Thesis statement) because (reason 1), (reason 2), and most of all, because (reason 3).

I love ice cream because it is flavorful, it comes in a cone, and most all, because you can add toppings to it.

- One reason that I love ice cream is that it is flavorful. For example, you can mix flavors, it comes in a variety of flavors, and each flavor has a unique taste.
- Another reason that I love ice cream is because it comes in a cone. For example, you can choose different sizes of cones, cones can be dipped in chocolate and there are different flavors of the cones.

## ***Opinion Essay Example***

---

Don't Drink Bottled Water

by Robert

We need to stop drinking bottled water that comes in plastic water bottles! Instead we need to carry water bottles with us, and just refill those water bottles when the water runs out. Plastic water bottles are not good!

One reason we need to stop using plastic water bottles is because they are not good for the earth. Plastic is bad news. It can't break down or go back into the ground. If we use plastic and throw it away, then it just stays there. But I have seen lots of plastic water bottles in cans for regular garbage!

Another reason we need to stop using plastic water bottles is because they take up too much room in the recycling bin. Recycling is good, but the bins get too full with the plastic bottles. There is no room for paper or other things.

I interviewed Grace, a third-grader. She said, "I see plastic water bottles everywhere. They are at my gymnastics class, and at the park, and they are all over school, too. Plastic water bottles are on almost every teacher's desk. When there are parades in town, or Halloween celebrations or anything like that, people leave water bottles all over the place."

I also talked to my mom. She said, "Using plastic is just not good for the earth." She said at her office she has a water fountain that people can use to fill their own water bottles, and it even says how many plastic bottles of water the fountain has stopped people from using. I think we should have a fountain like that here.

So, please get yourself a reusable water bottle and carry it with you. You can refill it. Stop using plastic bottles. It will be better for the earth. Thank you!

---