

4^{to} Grado Aprendizaje Digital Matemáticas & Lenguaje - Semana 7

Matemáticas: para los próximos cinco días de aprendizaje digital, elija y complete UNA actividad por día. Mantenga un registro de las actividades que ha elegido. Si dicen que cuenta para una calificación, los estudiantes lo entregarán a Microsoft Teams en la semana 7. DEBE elegir UNA cuenta para una actividad de calificación por semana. Los estudiantes no deben gastar más de 40 minutos al día en estas actividades. Si no puede imprimirlos, use una hoja de papel separada para sus respuestas.

<h2><u>I-READY</u></h2> <ul style="list-style-type: none">• Completa 40 minutos de• i-Ready Math• Trata de pasar al menos 2 lecciones	<h2><u>Khan Academy</u></h2> <p>Clic en el enlace. Haz las siguientes actividades. y responde las preguntas de práctica en otra hoja de papel.</p> <p>Mira los siguientes videos: https://www.khanacademy.org/math/4th-engage-ny/engage-4th-module-3/4th-module-3-topic-c/v/area-model-for-multiplication</p> <p>Imprima o complete en una hoja de papel separada. USE EL MODELO DE ÁREA: http://top1multiplicationquiz.com/activities/worksheets/box-multiplication-method/box-multiplication-partial-products-method-2-digit-by-2-digit-worksheet3.pdf</p> <p>COMPRUEBE SUS RESPUESTAS CON UNA CALCULADORA</p> <p>CUENTA PARA UNA CALIFICACION</p>	<h2><u>Crear Line Plots</u></h2> <p>https://toytheater.com/dice/#</p> <p>Direcciones:</p> <ol style="list-style-type: none">1. Elige lanzar 2 dados2. Elija los dados rojos brillantes para usar3. Haga clic en "throw"4. Crea una fracción (un número más pequeño es tu numerador)5. Cree un trazado lineal y trace la fracción6. Repita los pasos 1-5 15 VECES.7. Escribe 5 preguntas que puedas responder mirando tu diagrama lineal
<h2><u>PRIME & COMPOSITE</u></h2> <p>Haga clic en el siguiente enlace: https://moegrade4.weebly.com/uploads/1/3/1/2/131289129/multiples_prime_composite.pdf</p> <p>Imprima o complete en una hoja de papel separada.</p>	<h2><u>REPASO UNIDAD 1</u></h2> <p>Crea tu propio número de 4 dígitos https://toytheater.com/dice/#</p> <p>Direcciones:</p> <ol style="list-style-type: none">1. Elige lanzar 4 dados2. Elija los dados azul oscuro para usar3. Haga clic en "THROW"4. Escriba el número en las siguientes formas:<ul style="list-style-type: none">A. Estándar, escrito, expandido5. Repita los pasos 1-4 20 veces6. Compare 10 números diferentes usando <, > o = para.	<h2><u>PROBLEMAS DE PALABRAS</u></h2> <p>Haga clic on the following link: https://moegrade4.weebly.com/uploads/1/3/1/2/131289129/division_and_multiplication_word_problems.pdf</p> <p>Imprima o complete en una hoja de papel separada: MUESTRE SU TRABAJO:</p> <p>COMPRUEBE SUS RESPUESTAS CUANDO TERMINE</p> <p>CUENTA PARA UNA CALIFICACION</p>
<h2><u>REPASO UNIDAD 1</u></h2> <p>Juega el siguiente juego: https://www.math-play.com/multi-digit-addition-basketball-game/multi-digit-addition-basketball-game_html5.html</p> <p>Imprima o complete en una hoja de papel separada: MUESTRE SU TRABAJO: https://www.math-drills.com/multiop/mixed_addition_subtraction_4digit_4digit_some_grouping_001.php</p> <p>CUENTA PARA UNA CALIFICACION</p>	<h2><u>REPASO UNIDAD 1</u></h2> <p>Haga clic en el siguiente enlace: https://moegrade4.weebly.com/uploads/1/3/1/2/131289129/unit_1_review.pdf</p> <p>Imprima o complete en una hoja de papel separada: MUESTRE SU TRABAJO: COMPRUEBE SUS RESPUESTAS CUANDO TERMINE</p> <p>CUENTA PARA UNA CALIFICACION</p>	<h2><u>Place Value</u></h2> <p>Mira el siguiente video: https://www.youtube.com/watch?v=dvyQjpFBQ-Q</p> <p>Imprima o complete en una hoja de papel separada:</p> <p>https://www.commoncoresheets.com/Math/Values/Digit%20Value%20(MC)/English/1.pdf</p> <p>https://www.commoncoresheets.com/Math/Values/Examining%20Whole%20Number%20Digit%20Place%20Values/English/1.pdf</p>

ELA (Lectura/Escritura): Esta semana leerá sus propios libros de ficción y completará las hojas de trabajo a continuación. Puedes usar estos sitios web si no tienes libros de ficción en casa:

- https://www.tumblebooklibrary.com/auto_login.aspx?U=tumble735&P=books
- [Readworks.org](https://www.readworks.org)
- [MyOn.com](https://www.myon.com) (This is on ClassLink.)
- <https://reading.ecb.org/index.html>
- <https://www.oxfordowl.co.uk/for-home/find-a-book/library-page/>
- <https://www.storylineonline.net/>

Username: tumble735
Password: books

School Name
Get Georgia Reading

Username
fulltoncounty

Password
read

Sign In






¿Qué debe entregar? Envíe sus respuestas a cualquiera de las hojas de trabajo de esta semana a Assignments en Microsoft Teams para una calificación.

***¿Cuándo?** Domingo, 10 de Mayo antes de las 7:00 P.M.

Lunes

Instrucciones: durante 40 minutos, lea un libro de ficción y complete esta hoja de trabajo.

Making Connections Part 1 Literary Response

<p>Text-to-Self Connections</p>  <p>Connecting the story to your life</p> <ul style="list-style-type: none"> • Does the lesson in this story remind you of a time in your life when you learned a lesson? • Can you relate to how one of the characters behaves? 	<p>Text-to-Text Connections</p>  <p>Connection between texts</p> <ul style="list-style-type: none"> • Do the relationships among the characters in this text remind you of characters in a different story? • How is the theme in this text different than the theme in another text you've read? 	<p>Text-to-World Connections</p>  <p>Connecting the story to real life</p> <ul style="list-style-type: none"> • Do the events in this story remind you of a historical or current event? • Do the events in this story remind you of an event that occurred at your school or in your community?
---	--	---

Directions: As you read your book, pause when you are able to make a connection. Fill in the sections of the chart for each connection.

Excerpt/Quote from Text	Summarize your Connection	Type of Connection
		<input type="checkbox"/> Text-to-Self <input type="checkbox"/> Text-to-Text <input type="checkbox"/> Text-to-World
		<input type="checkbox"/> Text-to-Self <input type="checkbox"/> Text-to-Text <input type="checkbox"/> Text-to-World
		<input type="checkbox"/> Text-to-Self <input type="checkbox"/> Text-to-Text <input type="checkbox"/> Text-to-World
		<input type="checkbox"/> Text-to-Self <input type="checkbox"/> Text-to-Text <input type="checkbox"/> Text-to-World
		<input type="checkbox"/> Text-to-Self <input type="checkbox"/> Text-to-Text <input type="checkbox"/> Text-to-World

Martes

Instrucciones: Siga las instrucciones en esta hoja de trabajo mientras lee un libro de ficción durante 40 minutos.

Making Connections Part 2

Literary Response

Text-to-Self Connections



A connection between the book and your life experiences

Text-to-Text Connections



A connection between the book and another book/text you have read

Text-to-World Connections



A connection between the book and events in the "real world"

Part 1 Select Your Prompts

1. Select one prompt from each of the following sections.
2. Place a checkmark next to your chosen prompt.
3. Think about the prompts you checked off as you read.

Text-to-Self Prompt

- How does the lesson in this story remind you of a time when you learned a valuable lesson?
- How can you relate to one character's personality and/or behavior?
- What type of personal struggle does a character in your book face that reminds you of a struggle you have dealt with?

Text-to-Text Prompt

- How do the relationships among the characters in this text remind you of characters in a different story?
- How is the theme in this text different than the theme in another text you've read?
- How is the theme in this text similar to the theme in another text you've read?

Text-to-World Prompt

- How does an event in this story remind you of an event you have seen in the news?
- How does an event in this story remind you of something that has happened at your school or in your community?
- How is a character in this story similar to a leader in your community or historical figure?

Literary Response Tip

Pause while reading to pay attention to and highlight important details. Active reading will help you write thoughtful reflections about a text!



Miércoles

Instrucciones: durante 40 minutos, lea un libro de ficción y use las indicaciones del martes para responder estas preguntas.

Making Connections Part 2

Literary Response

Part 2 Write about Your Connections

Text-to-Self Response

Text-to-Text Response

Text-to-World Response

Jueves

Instrucciones: Lea este pasaje y responda el mensaje. Te llevará 40 minutos completar esto.



Name: _____

Date: _____

An Excerpt from

The Land of the Blue Flower by Frances Hodgson Burnett

Read the story below. Then use the prompt to write a response.

The Land of the Blue Flower was not called by that name until the tall, strong, beautiful King Amor came down from his castle on the mountain crag and began to reign.

Only once, when he was a boy of twelve, a strange and painful thing happened to him. From his kingdom in the plains below there had been sent to him a beautiful young horse which had been bred for him. Never had so magnificent an animal been born in the royal stable. When he was brought into the courtyard the boy King's eyes shone with joy. He spent the greater part of the morning in exercising and leaping him over barriers. The Ancient One in his tower chamber heard his shouts of exultation and encouragement. At last the King went out to try him on the winding mountain road.

When he returned he went at once to the tower chamber to the Ancient One, who, when he raised his eyes from his great book, looked at him gravely. "Let us climb to the battlements," the boy said. "We must talk together."

So they went, and when they stood looking out on the world below, the curving turquoise sky above them, the eyes of the Ancient One were still more grave. "Tell me, young King."

"Something strange has happened," King Amor answered. "I have felt something I have not felt before. I was riding my horse around the field on the plateau and he saw something which he refused to pass. It was a young leopard watching us from a tree. My horse reared and snorted. He would not listen to me, but backed and wheeled around. I tried in vain to persuade him, and suddenly, when I saw I could not make him obey me, this strange new feeling rushed through all my body. I grew hot and knew my face was scarlet, my heart beat faster and my blood seemed to boil in my veins. I shouted out harsh, ugly sounds—I forgot that all things are brothers—I lifted my hand and clenched it and struck my horse again and again. I loved him no longer, I felt that he no longer loved me. I am hot and wearied and heavy from it still. I feel no more joy. Was it pain I felt? I have never felt pain and do not know. Was it pain?"

"It was a worse thing," answered the Ancient One. "It was anger. When a man is overcome by anger he has a poisoned fever. He loses his strength, he loses his power over himself and over others, he throws away time in which he might have gained the end he most desires. THERE IS NO TIME FOR ANGER IN THE WORLD."

After reading, respond to this prompt on a separate piece of paper.

In the story, the Ancient One explains that anger is a poison that takes away a person's strength and power. Describe a time that you were poisoned by anger. Compare your own experience to that of King Amor.

*Hint: Try using words like *similarly*, *unlike*, or *comparatively* and refer to specific examples in the story.

Viernes

¡Ten un maratón de lectura! Lea cualquier libro o trabajo en iReady-Reading durante 40 minutos sin detenerte.